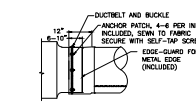
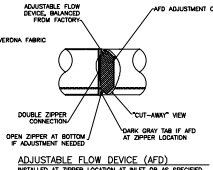
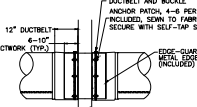
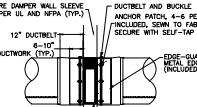
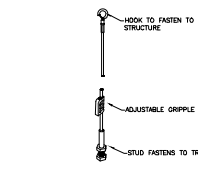
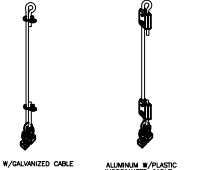
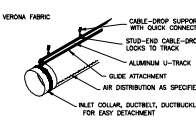
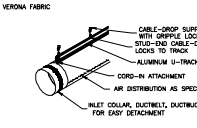
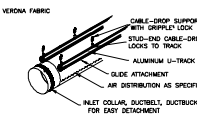
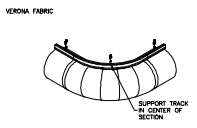
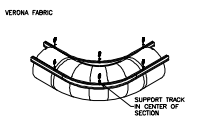
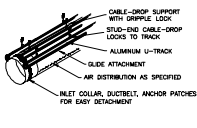
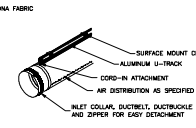
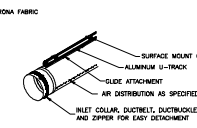
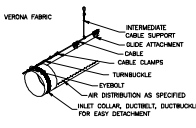
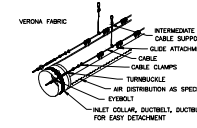
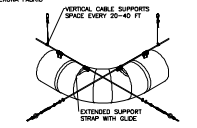
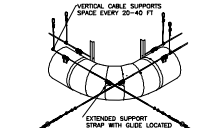
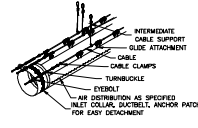


INLET DETAIL	COMPONENTS	WALL DETAILS		TRACK SUPPORT	TRACK SUPPORT
 <p>INLET ATTACHMENT DETAIL VERONA FABRIC</p>	 <p>ADJUSTABLE FLOW DEVICE, REFINISHED FROM FACTORY</p> <p>ADJUSTMENT CLIP</p> <p>VERONA FABRIC</p> <p>DOUBLE ZIPPER CONNECTION</p> <p>OPEN ZIPPER AT BOTTOM OF ADJUSTMENT MECHANISM</p> <p>ADJUSTABLE FLOW DEVICE (AFD)</p> <p>INSTALLED AT ZIPPER LOCATION AT INLET OR AS SPECIFIED IN OTHER LOCATIONS. ZIPPER TO ZIPPER CONNECTION AS SHOWN. EXTERNAL LABEL IDENTIFIES LOCATION.</p>	 <p>12" DUCTIBLE</p> <p>DUCTILE AND BUCKLE</p> <p>ANCHOR PATCH, 4-8 PER INLET</p> <p>ENCLOSED, SEAM TO FABRIC</p> <p>SECURE WITH SELF-TAP SCREW</p> <p>DUCTSOK PENETRATION AT WALL</p> <p>VERONA FABRIC</p>	 <p>FIRE DAMPER WALL SLEEVE</p> <p>DUCTILE AND BUCKLE</p> <p>ANCHOR PATCH, 4-8 PER INLET</p> <p>ENCLOSED, SEAM TO FABRIC</p> <p>SECURE WITH SELF-TAP SCREW</p> <p>DUCTSOK PENETRATION AT WALL</p> <p>VERONA FABRIC</p>	 <p>HOOK TO FASTEN TO STRUCTURE</p> <p>ADJUSTABLE ORIFICE</p> <p>STUD FASTENS TO TRACK</p>	 <p>ZINC PLATED CABLE</p> <p>OPTIONAL</p> <p>ALUMINUM EXTRUDED CABLE</p> <p>FOR POLES</p>

U-TRACK

 <p>SUSPENSION DETAIL</p> <p>1 ROW U-TRACK SUSPENSION AT 12 O'CLOCK</p>	 <p>SUSPENSION DETAIL</p> <p>1 ROW U-TRACK SUSPENSION AT 12 O'CLOCK</p> <p>CORD-IN ATTACHMENT</p>	 <p>SUSPENSION DETAIL</p> <p>2 ROW U-TRACK SUSPENSION AT 10&amp;2 O'CLOCK</p>	 <p>SUSPENSION DETAIL</p> <p>RADIUS U-TRACK SECTION, 1 ROW SHOWN</p>	 <p>SUSPENSION DETAIL</p> <p>RADIUS U-TRACK SECTION, 2 ROW SHOWN</p>	 <p>SUSPENSION DETAIL</p> <p>3 ROW U-TRACK SUSPENSION AT 10, 12, &amp; 2 O'CLOCK</p>	 <p>SUSPENSION DETAIL</p> <p>1 ROW U-TRACK SURFACE MOUNT SUSPENSION AT 12 O'CLOCK</p> <p>CORD-IN ATTACHMENT</p>	 <p>SUSPENSION DETAIL</p> <p>1 ROW U-TRACK SURFACE MOUNT SUSPENSION AT 12 O'CLOCK</p>
--	---	--	---	---	---	--	--

CABLE

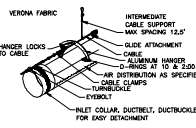
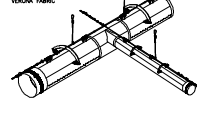
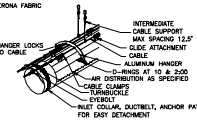
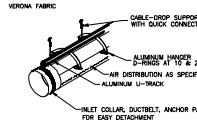
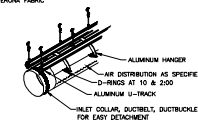
 <p>SUSPENSION DETAIL</p> <p>1 ROW CABLE SUSPENSION AT 12 O'CLOCK</p>	 <p>SUSPENSION DETAIL</p> <p>2 ROW CABLE SUSPENSION AT 10&amp;2 O'CLOCK</p>	 <p>SUSPENSION DETAIL</p> <p>RADIUS ELBOW, 1 ROW CABLE SUSPENSION</p>	 <p>SUSPENSION DETAIL</p> <p>RADIUS ELBOW, 2 ROW CABLE SUSPENSION</p>	 <p>SUSPENSION DETAIL</p> <p>3 ROW CABLE SUSPENSION AT 10, 12, &amp; 2 O'CLOCK</p>
--	---	--	--	---

3x1 CABLE

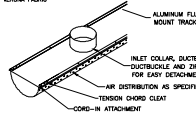
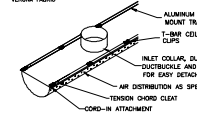
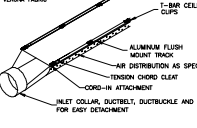
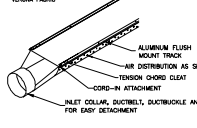
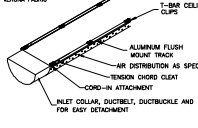
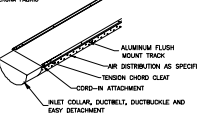
4x2 CABLE

3x1 U-TRACK

4x2 U-TRACK

 <p>SUSPENSION DETAIL</p> <p>3x1 SUSPENSION, CABLE AT 12 O'CLOCK</p> <p>HANGER SUPPORTS DUCTION AT 10 &amp; 2 O'CLOCK</p>	 <p>SUSPENSION DETAIL</p> <p>3x1 SUSPENSION, CABLE AT 10 &amp; 2 O'CLOCK</p> <p>HANGER SUPPORTS DUCTION AT 10 &amp; 2 O'CLOCK</p>	 <p>SUSPENSION DETAIL</p> <p>4x2 SUSPENSION, CABLE AT 11 &amp; 1 O'CLOCK</p> <p>HANGER SUPPORTS DUCTION AT 10 &amp; 2 O'CLOCK</p>	 <p>SUSPENSION DETAIL</p> <p>3x1 SUSPENSION, U-TRACK AT 12 O'CLOCK</p> <p>HANGER SUPPORTS DUCTION AT 10 &amp; 2 O'CLOCK</p>	 <p>SUSPENSION DETAIL</p> <p>4x2 SUSPENSION, U-TRACK AT 11 &amp; 1 O'CLOCK</p> <p>HANGER SUPPORTS DUCTION AT 10 &amp; 2 O'CLOCK</p>
---	--	---	---	---

SURFACE MOUNT

 <p>SUSPENSION DETAIL</p> <p>3-SHAPE FLUSH MOUNT SUSPENSION</p> <p>CORD-IN ATTACHMENT</p>	 <p>SUSPENSION DETAIL</p> <p>3-SHAPE FLUSH MOUNT SUSPENSION</p> <p>CORD-IN ATTACHMENT WITH T-BAR CEILING OPTION</p>	 <p>SUSPENSION DETAIL</p> <p>3-SHAPE FLUSH MOUNT SUSPENSION WITH CORD-IN ATTACHMENT, T-BAR CEILING CLIPS AND END INLET CONFIGURATION</p>	 <p>SUSPENSION DETAIL</p> <p>3-SHAPE FLUSH MOUNT SUSPENSION</p> <p>CORD-IN ATTACHMENT</p>	 <p>SUSPENSION DETAIL</p> <p>3-SHAPE FLUSH MOUNT SUSPENSION WITH CORD-IN ATTACHMENT, T-BAR CEILING CLIPS AND END INLET CONFIGURATION</p>	 <p>SUSPENSION DETAIL</p> <p>3-SHAPE FLUSH MOUNT SUSPENSION</p> <p>CORD-IN ATTACHMENT</p>
--	---	---	--	---	--

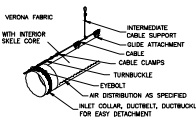
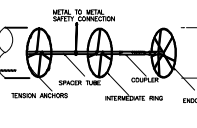
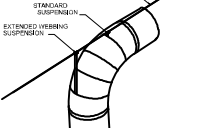
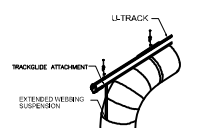
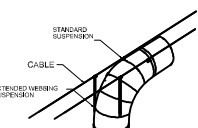
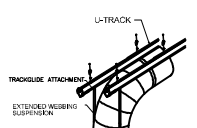
CABLE WITH SKELE CORE

1 ROW VERTICAL CABLE

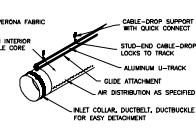
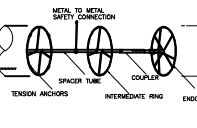
1 ROW VERTICAL U-TRACK

2 ROW VERTICAL CABLE

2 ROW VERTICAL U-TRACK

 <p>SUSPENSION DETAIL</p> <p>1 ROW CABLE SUSPENSION AT 12 O'CLOCK / SKELE CORE</p>	 <p>CUT AWAY VIEW OF SKELE CORE</p> <p>VIEW OF INTERIOR OF DUCTSOK WITH SKELE CORE HANGING</p>	 <p>STANDARD SUSPENSION</p> <p>EXTENDED WEAVING SUSPENSION</p>	 <p>TRACKSLIDE ATTACHMENT</p> <p>EXTENDED WEAVING SUSPENSION</p>	<p>*NOTE: ALL SUSPENSION POINTS ARE LOCATED AT 10:00 AND 2:00</p>  <p>STANDARD SUSPENSION</p> <p>EXTENDED WEAVING SUSPENSION</p>	<p>*NOTE: ALL SUSPENSION POINTS ARE LOCATED AT 10:00 AND 2:00</p>  <p>TRACKSLIDE ATTACHMENT</p> <p>EXTENDED WEAVING SUSPENSION</p>
---	--	---	---	---	---

U-TRACK WITH SKELE CORE

 <p>SUSPENSION DETAIL</p> <p>1 ROW U-TRACK SUSPENSION AT 12 O'CLOCK</p> <p>SKELE CORE</p>	 <p>CUT AWAY VIEW OF SKELE CORE</p> <p>VIEW OF INTERIOR OF DUCTSOK WITH SKELE CORE HANGING</p>
--	--